



## Monday, 6<sup>th</sup> April

### Easter Cards


We may not be able to see friends and family at Easter but we can make them cards to let them know we love them and are thinking of them.

Use some of the ideas below.....or be creative and think of your own ideas!

1. Make a mosaic card

Use anything for the mosaic: fabric, coloured paper, eggshells!

2. Draw any design. When using eggshells, a chicken or cockerel works well! You could draw an egg, a flower, a geometric design. You can always paint the eggshells!




(more ideas on the next page)

in\$pire

## Concertina cards.




Cut a sheet of A4 card in half lengthways.  
Fold into 3 and then fold again so you have 6 sections  
Fold them so they concertina.



Cut across the bottom so the egg shapes stand up.



Make a template and draw an egg outline. Add "arms" at each side .  
You can draw any shape or animal as long as you add the linking "arms".



Decorate the eggs in any way you like. You can use stickers, stick fabric, write words,  
Make a pattern. Make your concertina card unique!

## Wax and paint wash



Fold a piece of A4 paper into 4 so it will stand up easily.  
Draw any design on your card with a wax crayon. You can use different colours. (I could only find a purple one!)



Make a thin wash of paint and paint over your design.  
You can mix your colours too.



Your wax picture will show through.

## Woolly lambs

Make cards using cotton wool, googly eyes if you have them or black pieces of card.


## Make Easter egg cards:

1. Fold a piece of A4 paper in half. Draw an egg on it but go over the hinged side so it will stay looking like an egg when you open it.



Decorate the card in any way you like. You can make great patterns on your egg, use ribbons, fabric, stickers.....anything at all!

2. If you haven't got card, fold an A4 piece of paper into 4. Draw an egg on it. You can either stick the pieces together or you could make a card with extra pages (for more pictures or messages 😊) in the middle.



### Other things!

Don't forget to add a link to your paperchain diary if you're keeping one.

You might like to set up, "A second a day" diary as a family. Just video yourselves for one second each day to show what you have been doing during this time of social distancing.

Listen to one of the lovely audio stories!

