



## Monday, 4<sup>th</sup> May

### Battleships and Treasure Islands


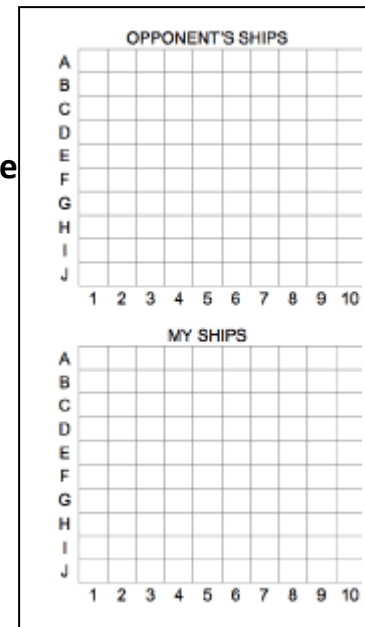
This is a great game for two players. Each player needs to make two 10x10 grids on a piece of plain paper. Label the rows as letters and the columns as numbers. On one of the grids mark in one battleship that takes up 6 squares; 2 battleships that take up 4 squares; 3 battleships that take up 3 squares and 4 battleships that take up 2 squares.

The idea is to guess where your brother or sister's ships are. Take turns to call the grid number eg. 4A . If you are right, you have guessed where a part of the battleship is and you mark your blank sheet of paper with a cross.

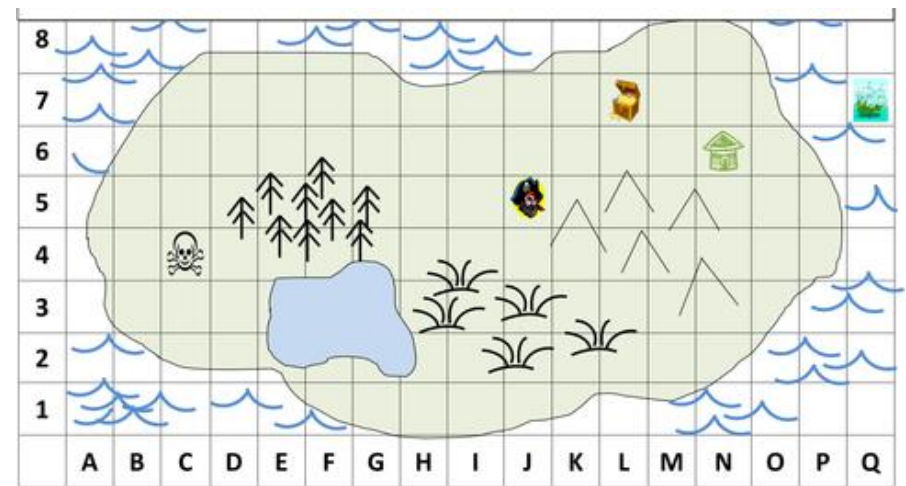
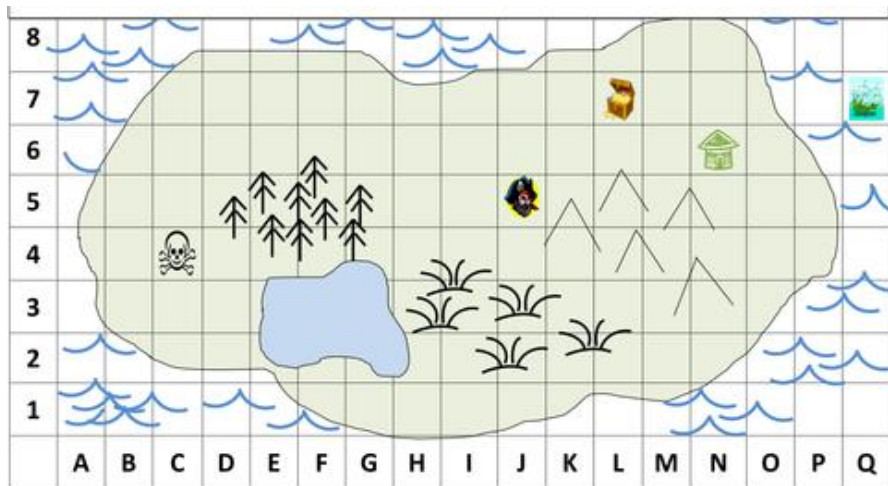
Every time you guess correctly, you get another go.

Who will be first to guess the location of all the Battleships at sea?

If you don't like the idea of ships, why not make a



**Treasure island map ?** Make two 10x10 grids in the same way and make an outline of an island. You can colour the sea and sand; put in mountains, lakes, rivers, forests, castles, caves, pirate ships,.....whatever you want! Then decide on where you want your treasure to be buried and how big it is going to be. You can use the same sizes as battleships! Take it in turns with your brother and sister to try and guess where their treasure is hidden. Play the game in the same way as battleships! Who will be the first to discover where all the treasure is buried or hidden?! 😊



**Have fun!!**

	A	B	C	D	E	F	G	H	I	J
1	█	█		█			█	█	█	█
2				█						
3	█			█		█	█	█		█
4			×							
5	█					×	×			
6	█	×				█		×		×
7				×		█				×
8	×	×						×		█
9										
10					█	█	█	█	█	█

An example of a grid